

TOOY



Il marchio TOOY nasce come esigenza da parte di GIBAS s.r.l, azienda d'illuminazione marchigiana presente sul mercato italiano da più di 50 anni, di poter offrire dei prodotti a una fascia di mercato particolarmente attenta nei confronti del gusto e della originalità. Dal 2017 ne viene affidata la direzione artistica a Corrado Dotti il quale progetta gran parte dei prodotti presenti nel catalogo. I prodotti TOOY sono concepiti con l'intenzione di essere fortemente propositivi dal punto di vista stilistico e concettuale nel mercato dell'illuminazione decorativa proponendo un assortimento completo di prodotti unici e riconoscibili tale da soddisfare le diverse esigenze del segmento di mercato al quale si rivolge. La varietà di tipologie insieme ai materiali e le finiture utilizzati, scelti facendo molta attenzione alle tendenze del momento, fanno sì che il prodotto TOOY si presti a diverse soluzioni di arredo, dal settore privato a quello 'contract'.

TOOY is a new brand from the GIBAS s.r.l, an Italian lighting company on the market for over 50 years, offering products to a market segment that is centred around the taste and originality.

Since 2017 the art direction has been entrusted to Corrado Dotti who has designed most of the products in the catalogue.

TOOY products are conceived with the intention of being highly proactive in terms of style and concept in the decorative lighting market offering a complete range of unique and recognizable products that meet the different needs of the market segment to which it is addressed.

The variety of typologies, materials and colors chosen with particular attention to the new trends make the TOOY product suitable for different projects from residential to the 'contract' business.


Alphabetical Index



BILANCELLA | code: 512
pag.88



EXCALIBUR | code: 559
pag.72




FILIPA | code: 555
pag.28



MACAO | code: 551
pag.20




MOLLY | code: 556
pag.46



MUSE | code: 554
pag.34



LEGIER | code: 557
pag.56



LILLY | code: 558
pag.66



NABILA | code: 552
pag.6



QUADRANTE | code: 505
pag.82

NABILA

DESIGN: CORRADO DOTTI

Ispirate alle lampade degli anni '50, eleganti e raffinate, rappresentano il dettaglio che arricchisce ogni ambiente. Sono caratterizzate da corpi luminosi sferici in vetro borosilicato a doppia parete proposte in varie composizioni, e una struttura in metallo verniciata a polveri epossidiche con dettagli in ottone spazzolato. Disponibile in diverse versioni per soddisfare le esigenze di ogni ambiente; dai ricchi chandeliers in tre dimensioni differenti, alla versione da tavolo, comodino (più piccola), piantana o da parete, anche questa disponibile in modelli diversi per essere installata singolarmente o in composizioni personalizzate. Lusso e sobrietà in un unico elemento.

50s inspired collection of elegant and sophisticated lamps representing the detail to enrich any location. A double-sided spherical bright object in borosilicate glass makes these lamps available in different compositions and a structure made by metal coated with epoxy powder enriched with brushed brass details. Different varieties are available for any situation: chandeliers (in three different models) or table lamp, bedside (smaller), floor or wall (available in three different models for single or composite personalized installation). Richness and sobriety all in one single element.



NABILA CHANDELIER 10 LUCI - 10 LIGHTS CHANDELIER **552.10**



NABILA DETTAGLIO CHANDELIER - CHANDELIER DETAIL



NABILA CHANDELIER 12 LUCI - 12 LIGHTS CHANDELIER **552.12**



NABILA PARETE - WALL LAMP **552.73**



NABILA LAMPADARIO 12 LUCI - 12 LIGHTS CHANDELIER **552.12**



NABILA TERRA - FLOOR LAMP **552.66**



NABILA PARETE/ SOFFITTO - WALL/CEILING LAMP Ø12 - Ø16 **552.41 552.42**



NABILA CHANDELIER 16 LUCI - 16 LIGHTS CHANDELIER **552.16**

NABILA TERRA - FLOOR LAMP **552.66**



552.10



552.12



552.16



552.21
552.22

NABILA CHANDELIER 10 LUCI - 10 LIGHTS CHANDELIER **552.10**

NABILA CHANDELIER 12 LUCI - 12 LIGHTS CHANDELIER **552.12**

NABILA CHANDELIER 16 LUCI - 16 LIGHTS CHANDELIER **552.16**

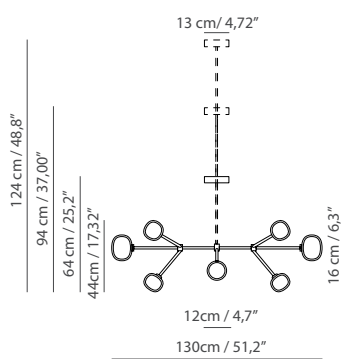
NABILA SOSPENSIONE - SUSPENSION LAMP Ø12 AND Ø16
552.21 552.22



NABILA COMODINO - SIDE LAMP **552.32**
NABILA TAVOLO - TABLE LAMP **552.33**
NABILA COMODINO - SIDE LAMP **552.36**
NABILA PARETE/SOFFITTO - WALL/CEILING
LAMP Ø12 AND Ø16 **552.41 552.42**



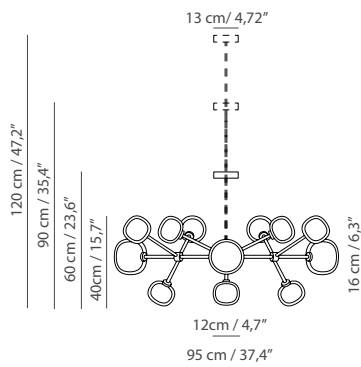
NABILA TERRA - FLOOR LAMP **552.66**
NABILA PARETE - WALL LAMP **552.73**



CHANDELIER 10

code: **552.10**
 Ø 130 H 44
 glass Ø 12 - Ø 16 cm
 10 x MAX 18W - G9
 stem lenght can be adjusted
 on site: 30/ 60/ 90 cm

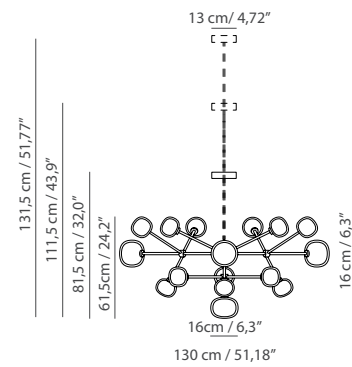
CE IP40



CHANDELIER 12

code: **552.12**
 Ø 95 H 40
 glass Ø 12 - Ø 16 cm
 12 x MAX 18W - G9
 stem lenght can be adjusted
 on site: 30/ 60/ 90 cm

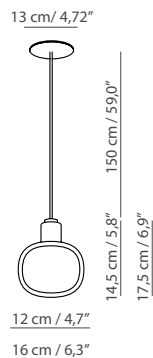
CE IP40



CHANDELIER 16

code: **552.16**
 Ø 130 H 61,5
 glass Ø 12 - Ø 16 cm
 16 x MAX 18W - G9
 stem lenght can be adjusted
 on site: 30/ 60/ 90 cm

CE IP40

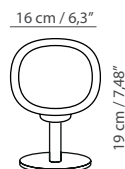


SUSPENSION LAMP Ø12 - Ø16

code: **552.21**
 Ø 12 h 14,5
 glass Ø 12 cm
 1 x MAX 18W - G9

code: **552.22**
 Ø 16 h 17,5
 glass Ø 16 cm
 1 x MAX 18W - G9

CE IP40



SIDE TABLE

code: **552.32**
 Ø 16 H 19 cm
 glass Ø 16 cm
 1 x MAX 18W - G9

CE IP40

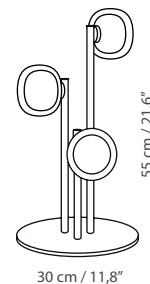


TABLE LAMP

code: **552.33**
 Ø 30 H 55 cm
 glass Ø 12 cm
 3 x MAX 18W - G9
 Integrated cord dimmer on request

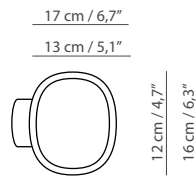
CE IP40

C74 Nero sabbia
Sand black + **C41** Ottone spazzolato
Brushed brass



16 cm / 6,3"

17,5 cm / 6,9"



17 cm / 6,7"

13 cm / 5,1"

12 cm / 4,7"

16 cm / 6,3"



140 cm / 55,1"

33 cm / 13,0"

SIDE TABLE Ø16

code: **552.36**
Ø 16 H 17,5 cm
glass Ø 16 cm
1 x MAX 18W - G9

CE □ IP40

WALL | CEILING LAMP Ø12 - Ø16

code: **552.41**
Ø 12 Sp 13 cm
glass Ø 12 cm
1 x MAX 18W - G9

code: **552.42**
Ø 16 Sp 17 cm
glass Ø 16 cm
1 x MAX 18W - G9

CE ⊕ IP40

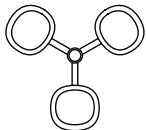
FLOOR LAMP

code: **552.66**
Ø 33 H 140 cm
glass Ø 12 - Ø 16 cm
6 x MAX 18W - G9
Integrated cord dimmer on request

CE ⊕ IP40



14 cm / 5,51"



38 cm / 14,9"

WALL / CEILING LAMP

code: **552.73**
Ø 38 Sp 14cm
glass Ø 12 cm
3 x MAX 18W - G9

CE ⊕ IP40

● **C74** Nero sabbia
Sand black

+

● **C41** Ottone spazzolato
Brushed brass

MACAO

DESIGN: CORRADO DOTTI

Famiglia di lampade che reinterpretano le tradizionali lanterne giapponesi, dal gusto minimale ed elegante, declinata in quattro versioni che si adattano in diversi ambienti, piantana in doppia versione, tavolo e parete. La struttura è in metallo verniciata a polveri epossidiche e i paralumi in tessuto a rete bianca o nero. Leggerezza, minimalismo ed essenzialità caratterizzano lo stile di questa collezione.

Collection of lamps revisiting traditional Japanese lanterns, characterized by a minimal and elegant style and available in four versions for any environment, floor (in two varieties) or wall and table. The structure is made by metal painted with epoxy powders, with white or black mesh lampshades. Lightness, minimalism and essentiality are the main traits of this collection.



MACAO TAVOLO - TABLE LAMP **551.32**



MACAO TAVOLO - TABLE LAMP **551.32**

MACAO PARETE - WALL LAMP **551.44**

MACAO TERRAH150 - FLOOR LAMP H150 **551.64**

MACAO TERRA H90 - FLOOR LAMP H90 **551.65**



MACAO TAVOLO, TERRA H 150 E TERRA H 90 - TABLE, FLOOR H 150 AND FLOOR H 90 **551.32, 551.64, 551.65**



MACAO TERRA H150 - FLOOR LAMP H150 **551.64**



551.32



551.44



551.64



551.65

- MACAO** TAVOLO - TABLE LAMP **551.32**
- MACAO** PARETE - WALL LAMP **551.44**
- MACAO** TERRA H150 - FLOOR LAMP H150 **551.64**
- MACAO** TERRA H90 - FLOOR LAMP H90 **551.65**



MACAO PARETE - WALL LAMP **551.44**

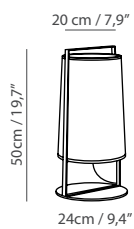
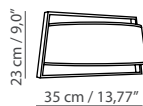


TABLE LAMP

code: **551.32**
 Ø 24 H 50 cm
 1 x MAX 10W - E27
 Integrated cord dimmer on request

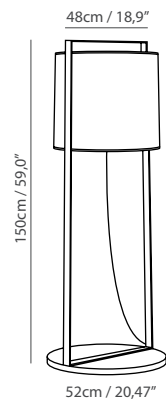
CE  IP20



WALL LAMP

code: **551.44**
 Ø 35 H 23 cm
 1 x MAX 10W - E27

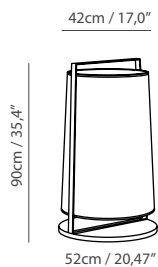
CE  IP20



FLOOR LAMP

code: **551.64**
 Ø 52 H 150 cm
 1 x MAX 20W - E27
 Integrated cord dimmer on request

CE  IP20



FLOOR LAMP

code: **551.65**
 Ø 52 H 90 cm
 1 x MAX 20W - E27
 Integrated cord dimmer on request

CE  IP20

- **C74** Nero sabbia + ○ rivestimento tex bianco
Sand black + *white fabric*
- **C74** Nero sabbia + ● rivestimento tex rete nera
Sand black + *black net fabric*

FILIPA

DESIGN: CORRADO DOTTI

Lampade ispirate alla classica lanterna cinese. La particolare struttura bidimensionale è in metallo verniciato a polveri epissodiche nella parte esterna, mentre quella interna è di colore grigio sabbia. La collezione è stata arricchita dalla versione in pelle bicolore. La fonte di luce è all'interno di un diffusore a doppia parete in vetro borosilicato e le versioni a sospensione sono dotate di una ulteriore sorgente luminosa LED integrata per un'illuminazione diretta verso il basso.

Collection of lamps inspired by the classic Chinese lanterns. The particular bi-dimensional structure is made by powder coated painted metal on the outside, while the inside color is sand gray. A new version in a two-coloured leather has enriched the collection. The light source is located inside a double-side borosilicate glass diffuser, while the suspensions have an additional integrated LED light source in order to create a direct illumination downwards.



FILIPA SOSPENSIONE - SUSPENSION **555.22**



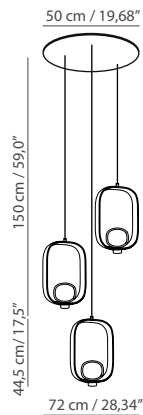
FILIPA CHANDELIER 3 LUCI - 3 LIGHTS CHANDELIER **555.13**
FILIPA SOSPENSIONE SINGOLA - SUSPENSION LAMP **555.22**
FILIPA TAVOLO - TABLE LAMP **555.31**
FILIPA PARETE - WALL LAMP **555.41**



FILIPA SOSPENSIONE - SUSPENSION **555.22**



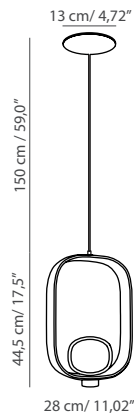
FILIPA DETTAGLIO - DETAIL **555.22**



CHANDELIER

code: **555.13**
 Ø 72 cm
 glass Ø 16 cm
 3 x MAX 18W - G9 + 3 x 4W - LED 2700K

CE  IP40



SUSPENSION LAMP

code: **555.22**
 Ø 28 H 41 cm
 glass Ø 16 cm
 1 x MAX 18W - G9 + 1 x 4W - LED 2700K

CE  IP40



TABLE LAMP

code: **555.31**
 Ø 28 H 45 cm
 glass Ø 16 cm
 1 x MAX 18W - G9

CE  IP40



WALL LAMP

code: **555.41**
 H 44 cm Sp. 18 cm
 glass Ø 16 cm
 1 x MAX 18W - G9

CE  IP40



C74 Nero sabbia
 Sand black

rivestimento in pelle
 leather



C74 Nero sabbia
 Sand black

C46 Grigio sabbia
 Sand gray

MUSE

DESIGN: CORRADO DOTTI

Collezione di lampade dal sapore neo - vintage in metallo con diffusore a doppia parete in vetro borosilicato. Le cupole (una interna e l'altra esterna) in metallo hanno la parte interna di altri colori o finiture. Possono essere verniciate o avere finiture in ottone satinato e rame lucido in modo da avere la possibilità di creare diverse combinazioni materiche. La collezione è composta di lampade a sospensione, piantana, lampada da tavolo e lampade da parete e soffitto. Nelle versioni a sospensione e parete è presente un'ulteriore sorgente G9 posizionata nella parte inferiore della lampada.

Collection of neo-vintage metal lamps with a double-sided diffuser in borosilicate glass. The metal domes (one internal and the other one external) have the internal side with different colors or finishing: they can be painted or finished in polished brass and bright copper, thus to create different textural combinations. The collection presents hanging lamps, floor lamp, table lamp, wall and ceiling. The hanging and wall lamp version are provided with a further G9 source located in the lower part of the lamp.



MUSE SOSPENSIONE 5 LUCI - 5 LIGHTS SUSPENSION **554.25**



MUSE CHANDELIER 13 LUCI - 13 LIGHTS CHANDELIER **554.13**



MUSE PARETE - WALL LAMP 554.44



MUSE TERRA - FLOOR LAMP 554.65



MUSE PARETE / SOFFITTO Ø15 - Ø20 - WALL/CEILING LAMP Ø15 - Ø20 **554.71 554.72**



MUSE DETTAGLIO CHANDELIER - CHANDELIER DETAIL **554.13**



MUSE CHANDELIER 13 LUCI - 13 LIGHTS CHANDELIER **554.13**

MUSE CHANDELIER 4 LUCI - 4 LIGHTS CHANDELIER **554.14**

MUSE SOSPENSIONE Ø 15 - SUSPENSION Ø 15 **554.21**

MUSE SOSPENSIONE Ø 20 - SUSPENSION Ø 20 **554.22**



MUSE SOSPENSIONE 5 LUCI - 5 LIGHTS SUSPENSION **554.25**

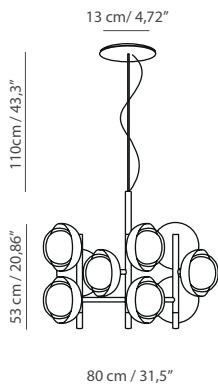
MUSE TAVOLO - TABLE LAMP **554.35**

MUSE PARETE - WALL LAMP **554.44**

MUSE TERRA - FLOOR LAMP **554.65**



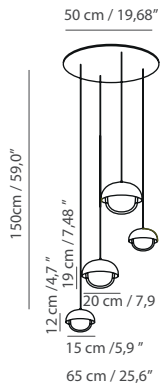
MUSE PARETE/SOFFITTO - WALL/CEILING LAMP Ø 20 AND Ø 15
554.71 554.72



CHANDELIER 13

code: **554.13**
 Ø 80 H 53 cm
 glass Ø 16 cm
 13 x MAX 18W - G9

CE IP40



CHANDELIER 4

code: **554.14**
 Ø 65 cm
 glass Ø 12/Ø 16 cm
 4 x MAX 18W - G9

CE IP40

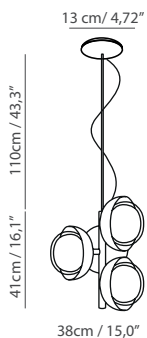


SUSPENSION Ø15 - Ø20

code: **554.21**
 Ø 15 H 12 cm
 glass Ø 12 cm
 1 x MAX 18W - G9

code: **554.22**
 Ø 20 H 19 cm
 glass Ø 16 cm
 1 x MAX 18W - G9

CE IP40



CHANDELIER 5

code: **554.25**
 Ø 38 H 41 cm
 glass Ø 16 cm
 5 x MAX 18W - G9

CE IP40

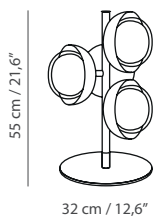
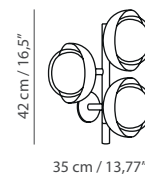


TABLE LAMP

code: **554.35**
 Ø 32 H 55 cm
 glass Ø 16 cm
 4 x MAX 18W - G9
 Integrated cord dimmer on request

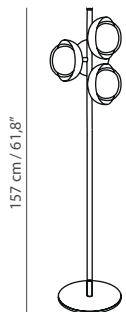
CE IP40



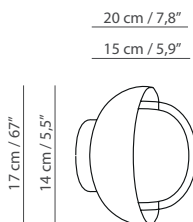
WALL LAMP

code: **554.44**
 Ø 35 H 42 cm
 glass Ø 16 cm
 4 x MAX 18W - G9

CE IP40



38cm / 15,0"



FLOOR LAMP

code: **554.65**

Ø 38 H 157 cm

glass Ø 16 cm

4 x MAX 18W - G9

Integrated cord dimmer on request

CE  IP40

WALL | CEILING LAMP Ø15 - Ø20

code: **554.71**

Ø 15 H 14 cm

glass Ø 12 cm

1 x MAX 18W - G9

code: **554.72**

Ø 20 H 17 cm

glass Ø 16 cm

1 x MAX 18W - G9

CE  IP40

out in



C74 Nero sabbia
Sand black

C41 Ottone spazzolato
Brushed brass



C74 Nero sabbia
Sand black

C99 Rame galvanico
Galvanic copper

MOLLY

DESIGN: CORRADO DOTTI

Collezione dallo stile contemporaneo di lampade a sospensione, parete, terra, tavolo, comodino e soffitto dalla cupola e anello in vernice, ottone spazzolato o rame galvanico. Lo schermo luminoso diamantato è in plexiglass per rendere una luce diffusa. La collezione è composta da lampade di tre dimensioni differenti, singole o in combinazioni dinamiche. Dotate di grande versatilità, la semplicità della forma e la ricchezza dei materiali rendono questa collezione adatta a tutti gli ambienti.

Collection of contemporary hanging, wall, floor, table, side and ceiling lamps with a painted dome and ring either painted or finished with brushed brass or galvanic copper. The bright diamond screen is made of plexiglass to better spread light out. The collection presents lamps available in three sizes for single-unit or dynamic compositions. These lamps are very versatile and fit any kind of setting, thanks to their simple shape yet rich materials.



MOLLY SOSPENSIONE Ø 15, Ø 20 E Ø 38 - SUSPENSION Ø 15, Ø 20 AND Ø 38 **556.21, 556.22, 556.23**



MOLLY SOSPENSIONE Ø 38 - SUSPENSION Ø 38 **556.23**



- MOLLY** CHANDELIER 4 LUCI - 4 LIGHTS CHANDELIER **556.14**
MOLLY SOSPENSIONE Ø 15 - SUSPENSION Ø 15 **556.21**
MOLLY SOSPENSIONE Ø 20 - SUSPENSION Ø 20 **556.22**
MOLLY CHANDELIER 6 LUCI - 6 LIGHTS CHANDELIER **556.26**



MOLLY PARETE/SOFFITTO Ø 15 E Ø 20 - WALL/CEILING Ø 15 AND Ø 20 **556.71, 556.72**



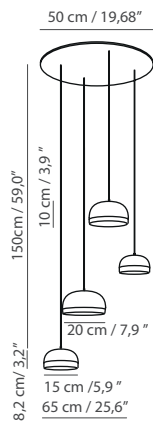
- MOLLY** COMODINO - SIDE TABLE LAMP **556.31**
- MOLLY** TAVOLO - TABLE LAMP **556.32**
- MOLLY** PARETE - WALL LAMP **556.42**
- MOLLY** TERRA - FLOOR LAMP **556.62**



MOLLY TERRA - FLOOR LAMP 556.62



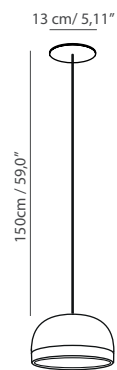
MOLLY DETTAGLIO - DETAIL



CHANDELIER 4

code: **556.14**
 Ø 65 cm
 2x 8W LED 2700 K 1600 Lm
 2x 12W LED 2700 K 2400 Lm

CE IP40



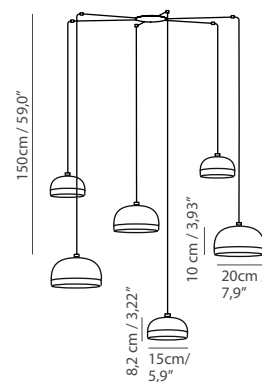
SUSPENSION Ø15 - Ø20 - Ø38

code: **556.21**
 Ø 15 H 8,2 cm
 1x 8W LED 2700 K 800 Lm

code: **556.22**
 Ø 20 H 10 cm
 1x 12W LED 2700 K 1200 Lm

code: **556.23**
 Ø 38 H 17 cm
 1x 17W LED 2700 K 1500 Lm

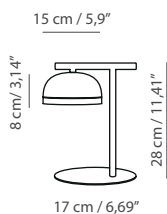
CE IP40



CHANDELIER 6

code: **556.26**
 Ø 100/200 cm ~
 H 50/100 cm ~
 3x 8W LED 2700 K 2400 Lm
 3x 12W LED 2700 K 3600 Lm

CE IP40



SIDE TABLE

code: **556.31**
 Ø 17 H 28 cm
 1x 8W LED 2700 K 800 Lm
 Integrated cord dimmer
 Adjustable direct light 270°

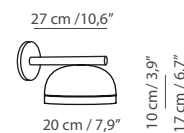
CE IP40



TABLE LAMP

code: **556.32**
 Ø 25 H 47 cm
 1x 12W LED 2700 K 1200 Lm
 Integrated cord dimmer
 Adjustable direct light 270°

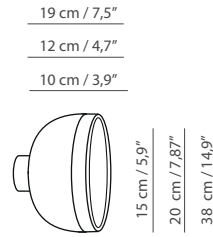
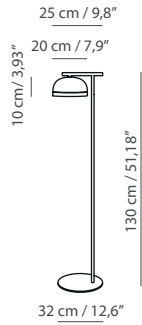
CE IP40



WALL LAMP

code: **556.42**
 Ø 20 H 17 cm Sp 27cm
 1x 12W LED 2700 K 1200 Lm
 Adjustable direct light 270°

CE IP40



READING FLOOR LAMP

code: **556.62**

Ø 32 H 130 cm Sp. 21cm
1x 12W LED 2700 K 1200 Lm
Integrated cord dimmer
Adjustable direct light 270°

CE  IP40

WALL | CEILING LAMP Ø15 - Ø20 - Ø38

code: **556.71**

Ø 15 H 10 cm
1x 8 W LED 2700 K 800 Lm

code: **556.72**

Ø 20 H 12 cm
1x 12 W LED 2700 K 1200 Lm

code: **556.73**

Ø 38 H 19 cm
1x 17 W LED 2700 K 1500 Lm

CE  IP40

dome rim



C41 Ottone spazzolato
Brushed brass



C46 Grigio sabbia
Sand gray



C74 Nero sabbia
Sand black



C99 Rame galvanico
Galvanic copper

LEGIER

DESIGN: CORRADO DOTTI

Ispirate alle forme classiche dei profumatori in vetro di Murano, ampole dalle forme sferiche eleganti e fragili d'aspetto ma resistenti e funzionali, utilizzate spesso come elementi decorativi in ogni ambiente della casa. Le lampade possono avere l'attacco in rame galvanico, ottone spazzolato o verniciato mentre il diffusore è in vetro soffiato a bocca dalle forme armoniose e decorative di colore fumo e bianco opalino. Versatili, eleganti e resistenti, possono essere posizionate a terra, su un tavolo, a soffitto a parete e a sospensione, sia in versione singola che nella versione chandelier da quattro o sei elementi. Conferiscono classe e raffinatezza a tutti gli ambienti, dal più sobrio al più sfarzoso.

Collection of lamps inspired by the classical shapes of Murano diffuser usually used as decoration anywhere in a house; elegant spherical cruet apparently fragile yet very robust and functional. These lamps can have the connection in galvanic copper, brushed brass or painted, while the diffuser is made by blown glass opal white glass or fumè with harmonious and decorative shapes.

Versatile, elegant and robust, these lamps can be positioned on the floor, on the table, ceiling, wall and hanging, both in one-unit version or in the chandelier one with four or six elements. These lamps give class and sophistication to any location, whether it be sober or lavish.



LEGIER SOSPENSIONE Ø 25 E Ø 35 - Ø 25 AND Ø 35 SUSPENSION **557.22 557.24**
LEGIER TAVOLO Ø 35 - Ø 35 TABLE LAMP **557.34**



LEGIER CHANDELIER 4 LUCI - 4 LIGHTS CHANDELIER **557.14**



LEGIER SOSPENSIONE Ø 25 E Ø 35 - Ø 25 AND Ø 35 SUSPENSION **557.22 557.24**



557.14



557.22
557.24




557.22
557.24



557.26

- LEGIER** CHANDELIER 4 LUCI - 4 LIGHTS CHANDELIER **557.14**
LEGIER SOSPENSIONE - Ø 25 AND Ø 35 SUSPENSION **557.22**
LEGIER SOSPENSIONE - Ø 25 AND Ø 35 SUSPENSION **557.22**
LEGIER CHANDELIER 6 LUCI - 6 LIGHTS CHANDELIER **557.26**



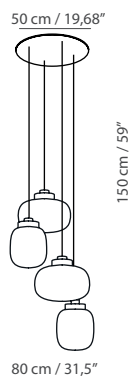
LEGIER TAVOLO Ø 25 - Ø 25 TABLE LAMP **557.32**
LEGIER TAVOLO Ø 35 - Ø 35 TABLE LAMP **557.34**
LEGIER PARETE Ø 25 - Ø 25 WALL LAMP **557.42**
LEGIER PARETE Ø 35 - Ø 35 WALL LAMP **557.44**



LEGIER SOFFITTO Ø 25 - Ø 25 CEILING LAMP **557.72**
LEGIER SOFFITTO Ø 35 - Ø 35 CEILING LAMP **557.74**



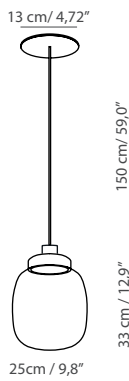
LEGIER TAVOLO Ø 35 E Ø 25 - Ø 35 E Ø 25 TABLE LAMP **557.34 557.32**



CHANDELIER 4

code: **557.14**
 Ø 80 cm
 4 x 12W LED 2700 K 4800 Lm

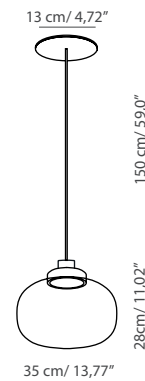
CE IP40



SUSPENSION LAMP

code: **557.22**
 Ø 25 H 33 cm
 1 x 12W LED 2700 K 1200 Lm

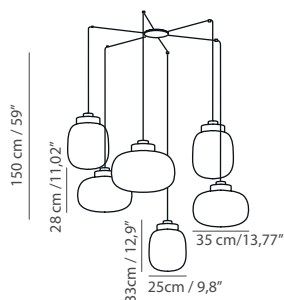
CE IP40



SUSPENSION LAMP

code: **557.24**
 Ø 35 H 28 cm
 1 x 12W LED 2700 K 1200 Lm

CE IP40



CHANDELIER 6

code: **557.26**
 Ø 100/200 cm ~ H50/100 cm ~
 6 x 12W LED 2700 K 7200 Lm

CE IP40

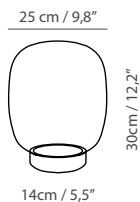


TABLE LAMP

code: **557.32**
 Ø 25 H 30 cm
 1 x 8W LED 2700 K 800 Lm
 Integrated cord dimmer

CE IP40

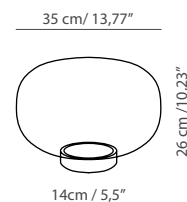


TABLE LAMP

code: **557.34**
 Ø 35 H 26 cm
 1 x 8W LED 2700 K 800 Lm
 Integrated cord dimmer

CE IP40

ring glass



C30 Grigio luce
 Light gray



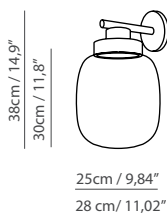
C41 Ottonato spazzolato
 Brushed brass



C99 Rame galvanico
 Galvanic copper

bianco opalino
 opal white glass

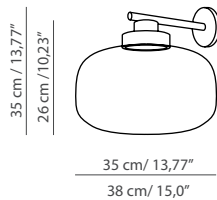
vetro trasparente fumè
 fumè glass



WALL LAMP

code: **557.42**
 Ø 25 H 38 cm Sp 28 cm
 1 x 12W LED 2700 K 1200 Lm


CE IP40



WALL LAMP

code: **557.44**
 Ø 35 H 35 cm Sp 38 cm
 1 x 12W LED 2700 K 1200 Lm

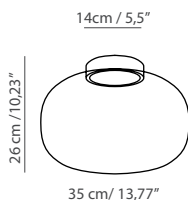
CE IP40



CEILING LAMP

code: **557.72**
 Ø 25 H 30 cm
 1 x 12W LED 2700 K 1200 Lm

CE IP40



CEILING LAMP

code: **557.74**
 Ø 35 H 26 cm
 1 x 12W LED 2700 K 1200 Lm

CE IP40

ring glass



C30 Grigio luce
Light gray

bianco opalino
 opal white glass



C41 Ottonato spazzolato
Brushed brass

vetro trasparente fumè
 fumè glass



C99 Rame galvanico
Galvanic copper

LILLY

DESIGN: CORRADO DOTTI

Dall'allure orientale, riprendono la leggerezza, la sobrietà e il minimalismo tipico del design asiatico. Le lampade sono con struttura in metallo verniciato a polveri epossidiche e diffusore in tessuto e rete. Versatile ed elegante, la collezione presenta sospensioni di tre misure differenti, la versione da parete, da tavolo e piantana. Conferiscono agli ambienti un'eleganza non ostentata, ma celata nella raffinatezza del design e dei materiali che la caratterizzano.

Collection of lamps characterized by an oriental taste, reinterpreting the lightness, sobriety and minimalism of Asian design. These lamps have a metal structure painted with epoxy powder and a coated with mesh diffusor.

Versatile and elegant, this collection presents different versions: hanging lamps in three different sizes, a wall lamp, table lamp and floor lamp. These objects give any environment a kind of simple elegance through the sophisticated design and materials.



LILLY SOSPENSIONE Ø 25, Ø 35 E Ø 50 - Ø 25, Ø 35 AND Ø 50 SUSPENSION **558.22, 558.23, 558.25**



558.22



558.23



558.25



558.31

- LILLY** SOSPENSIONE Ø 25 - Ø 25 SUSPENSION **558.22**
LILLY SOSPENSIONE Ø 35 - Ø 35 SUSPENSION **558.23**
LILLY SOSPENSIONE Ø 50 - Ø 50 SUSPENSION **558.25**
LILLY COMODINO - SIDE LAMP **558.31**



- LILLY** TAVOLO - TABLE LAMP **558.32**
- LILLY** PARETE - WALL/LAMP **558.42**
- LILLY** TERRA - FLOOR LAMP **558.65**



LILLY PARETE - WALL LAMP 558.42



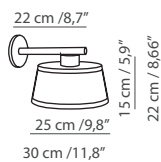
SUSPENSION LAMP Ø25 - Ø35 - Ø50

code: **558.22**
 Ø 25 H 15 cm
 1 x MAX 15W - E27

code: **558.23**
 Ø 35 H 21 cm
 1 x MAX 15W - E27

code: **558.25**
 Ø 50 H 25 cm
 1 x MAX 15W - E27

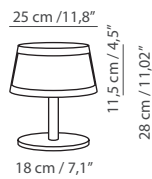
CE IP20



WALL LAMP

code: **558.42**
 Ø 25 H 22 cm Sp.30 cm
 1 x MAX 15W - E27

CE IP20



SIDE TABLE

code: **558.31**
 Ø 25 H 28 cm
 1 x MAX 6W - G9
 Integrated cord dimmer on request

CE IP20


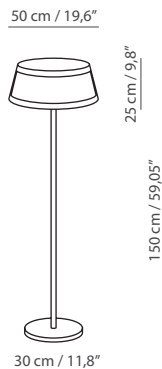


TABLE LAMP

code: **558.32**
 Ø 50 H 60 cm
 1 x MAX 20W - E27
 Integrated cord dimmer on request

CE IP20



FLOOR LAMP

code: **558.65**
 Ø 50 H 150 cm
 1 x MAX 20W - E27
 Integrated cord dimmer on request

CE IP20

● **C74** Nero sabbia + ● rivestimento tex rete nera
Sand black + *black net fabric*

EXCALIBUR

DESIGN: CORRADO DOTTI

Lampada a sospensione con base triangolare dalla leggera ispirazione Decò, composta da un corpo in metallo nero con 2 diffusori prismatici in plexiglass, contornato da 3 lamine rettangolari in ottone satinato. Elegante e versatile disponibile nelle seguenti versioni: sospensione singola o a grappolo, chandelier di due dimensioni, lampada da parete singola o doppia.

A slightly Deco inspired hanging lamp with a triangular base. The main body is in black coating and the light is spread through 2 plexiglass prisms and it's wrapped into 3 rectangular brushed brass foils. It is available in different compositions: single or bunch suspension, chandeliers in two different dimension, single or double wall lamp.



EXCALIBUR CHANDELIER 12 LUCI - 12 LIGHTS CHANDELIER **559.12**



EXCALIBUR SOSPENSIONE - SUSPENSION **559.21**



EXCALIBUR SOSPENSIONE - SUSPENSION **559.21**




EXCALIBUR CHANDELIER - 12 LIGHTS CHANDELIER **559.12**
EXCALIBUR CHANDELIER - 3 LIGHTS CHANDELIER **559.13**
EXCALIBUR SOSPENSIONE - SUSPENSION **559.21**
EXCALIBUR CHANDELIER - 3 LIGHTS CHANDELIER **559.23**



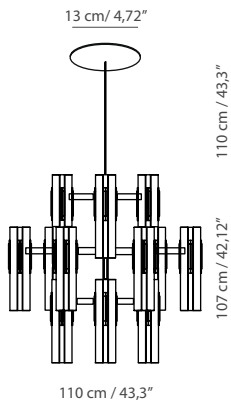
- EXCALIBUR** CHANDELIER - 6 LIGHTS CHANDELIER **559.26**
EXCALIBUR PARETE - WALL LAMP **559.41**
EXCALIBUR PARETE DOPPIA - DOUBLE WALL LAMP **559.42**



EXCALIBUR DETTAGLIO - DETAIL **559.23**



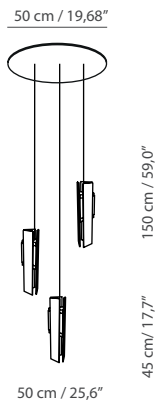
EXCALIBUR PARETE DOPPIA - DOUBLE WALL LAMP **559.42**



CHANDELIER 12

code: **559.12**
 Ø 110 H 107 cm
 12 x 12W LED 2700 K 14400 Lm

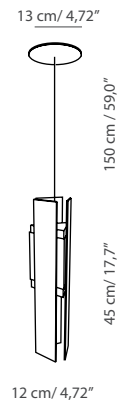
CE IP40



CHANDELIER 3

code: **559.13**
 Ø 50 cm
 3 x 12W LED 2700 K 3600 Lm

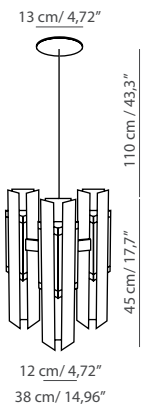
CE IP40



SUSPENSION LAMP

code: **559.21**
 Ø 12 H 45 cm
 1 x 12W LED 2700 K 1200 Lm

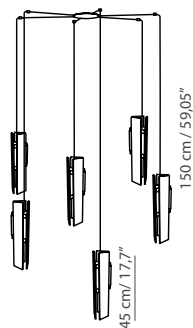
CE IP40



CHANDELIER 3

code: **559.23**
 Ø 38 H 45 cm
 3 x 12W LED 2700 K 3600 Lm

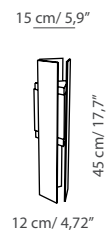
CE IP40



CHANDELIER 6

code: **559.26**
 Ø 100/200 cm ~ H50/100 cm ~
 6 x 12W LED 2700 K 7200 Lm

CE IP40

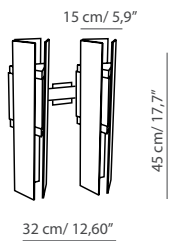


WALL LAMP

code: **559.41**
 Ø 12 H 45 cm Sp. 15 cm
 1 x 12W LED 2700 K 1200 Lm

CE IP40

● **C74** Nero sabbia *Sand black* + ● **C41** Ottone spazzolato *Brushed brass*



DOUBLE WALL LAMP

code: **559.42**

Ø 32 H 45 cm Sp. 15 cm

2 x 12W LED 2700 K 2400 Lm

CE  IP40

 **C74** Nero sabbia
Sand black

+

 **C41** Ottone spazzolato
Brushed brass

QUADRANTE

DESIGN: ROBERTO GIACOMUCCI

Sospensioni modulari realizzati con tubi di acciaio saldati e verniciati a polveri epossidiche. Le configurazioni possibili sono numerose e creano un sistema di griglie luminose nell'ambiente.

Modular suspension made of welded and powder coated steel pipes. The possible configurations are numerous and create a system of bright grids.



QUADRANTE CHANDELIER - CHANDELIER 505.12



QUADRANTE CHANDELIER - 8 LIGHTS CHANDELIER **505.08**
QUADRANTE CHANDELIER - 9 LIGHTS CHANDELIER **505.09**
QUADRANTE CHANDELIER - 12 LIGHTS CHANDELIER **505.12**
QUADRANTE CHANDELIER - 16 LIGHTS CHANDELIER **505.16**

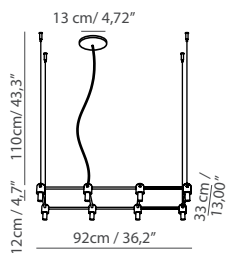


505.25

QUADRANTE CHANDELIER 25 LUCI - 25 LIGHTS CHANDELIER **505.25**



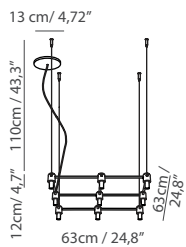
QUADREANTE DETTAGLIO - DETAIL



CHANDELIER 8

code: **505.08**
 L 33 W 92 H 12 cm
 8 x MAX 10W - G9

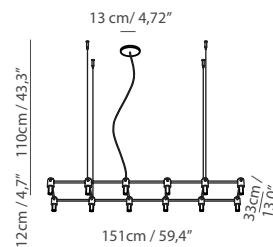
CE IP40



CHANDELIER 9

code: **505.09**
 L 63 W 63 H 12 cm
 9 x MAX 10W - G9

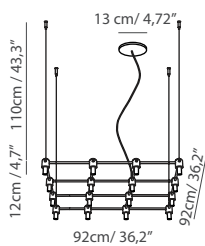
CE IP40



CHANDELIER 12

code: **505.12**
 L 33 W 151 H 12 cm
 12 x MAX 10W - G9

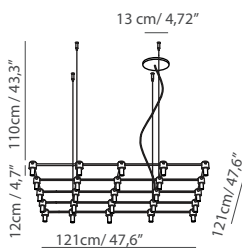
CE IP40



CHANDELIER 16

code: **505.16**
 L 92 W 92 H 12 cm
 16 x MAX 10W - G9

CE IP40



CHANDELIER 25

code: **505.25**
 L 121 W 121 H 12 cm
 25 x MAX 10W - G9

CE IP40

● **C74** Nero sabbia
 Sand black

○ **C80** Bianco sabbia
 Sand white

BILANCELLA

DESIGN: ROBERTO GIACOMUCCI

Lampada a sospensione, soffitto e parete con diffusore in metallo verniciato a polveri epossidiche di spessore molto sottile. La versione decentrata, presenta un sistema di fissaggio a soffitto versatile che permette di illuminare anche in assenza di punti luce predisposti a soffitto. I decentratori in metallo infatti, permettono al filo elettrico di scorrere per portare la luce dove occorre. Grazie alla sua essenziale forma, la luce si diffonde uniformemente in tutto l'ambiente.

Modular suspension, ceiling and wall lamp with a thin metal powder coated diffuser. The decentrate version has a versatile ceiling mounting system allowing to illuminate even in absence of electrical connection on the ceiling. In addition, the metal decentralizers allow the wire to slide to bring the light where it is needed. Thanks to its essential form, the light spreads evenly throughout the environment.



BILANCELLA SOSPENSIONE - SUSPENSION **512.22**



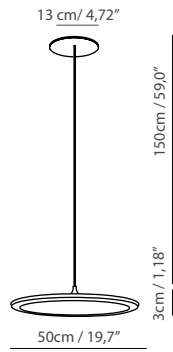
BILANCELLA SOSPENSIONE - SUSPENSION **512.21**



BILANCELLA SOSPENSIONE - SUSPENSION **512.22**



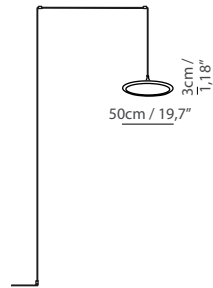
BILANCELLA PARETE/ SOFFITTO - WALL/ CEILING LAMP **512.71**



SUSPENSION LAMP

code: **512.21**
 Ø 50 H 3 cm
 38W - LED 2700 K 3000 Lm

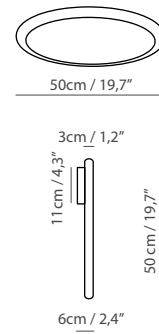
CE  IP40



SUSPENSION LAMP

code: **512.22**
 Ø 50 H 3 cm - cable 8 Mt
 38W - LED 2700 K 3000 Lm


CE  IP40



WALL / CEILING LAMP


code: **512.71**
 Ø 50 H 3 cm
 38W - LED 2700 K 3000 Lm

CE  IP40

 **C74** Nero sabbia
 Sand black

 **C80** Bianco sabbia
 Sand white

colori colors



C30
Grigio luce
Light gray




C41
Ottone spazzolato
Brushed brass



C46
Grigio sabbia
Sand gray



C74
Nero sabbia
Sand black



C80
Bianco sabbia
Sand white



C99
Rame galvanico
Galvanic copper

Il codice colore sotto l'immagine si riferisce al colore dell'articolo fotografato. I colori standard disponibili sono mostrati nelle pagine "technical info". I colori degli articoli illustrati sono riprodotti il più fedelmente possibile, compatibilmente con i limiti tecnici della stampa e sono suscettibili di piccole variazioni di tonalità.

The colour-code under each image is related to the colour of the photographed article.

The available standard colours are shown on technical info pages. The colours of the illustrated articles are reproduced the most faithfully possible, in line with the technical limits of printing and small variations of tone are possible.

CREDITS

Art Direction
Corrado Dotti

Graphic Design & Copywriting
Corrado Dotti
Tonia Petraglia
Studio Target

Finito di stampare
Marzo 2018

Tooy
Via Alessandro Volta, 7/9
63857 Amandola (FM) - ITALY
(+39) 0736.840162
www.tooy.it
info@tooy.it

Tooy Showroom
Via Filippo Turati, 7
20121 Milano (MI)